




3

7

GIVE TO A
SCHOLARSHIP
OF YOUR CHOICE

SUPPORT AN
ATHLETICS
PROJECT

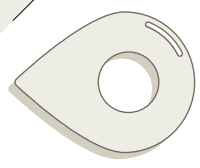
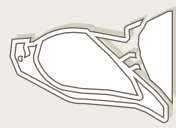

8



4

6


SUPPORT THE
REGIONAL
CAMPUSES



1

GIVE TO A
CHAPTER
IN YOUR AREA

GIVE TO A
GLOBAL
PROJECT



SUPPORT A
COLLEGE
OF YOUR CHOICE

5

LOVE
HONOR.



2



6

4

SUPPORT A
STUDENT
FUND ORGANIZATION

GIVE TO A
DIVERSITY
FUND

3



5



MAKE A LASTING IMPRESSION

Make a gift before 7 p.m. EDT on Aug. 22 and you could be the winner of the OH529 Plan Challenge. One lucky donor will be chosen to receive \$5,000 in matching funds to award to the project of their choice.

For love. For honor. **FOR THOSE WHO WILL.**



#MoveIn MIAMI

our annual day of giving

AUG. 22, 2024

Help us welcome the incoming Class of 2028 by making a gift at MoveInMiami.org.



Join Those Who Will on Aug. 22!

MOVEINMIAMI.ORG

#MoveInMiami is all about participation—no matter the size of the gift. With your support, you will help the future unfold for students who dream to experience all that Miami has to offer. For one day, Miamians can collectively create lasting change on campus and beyond.

Let's show the Class of 2028 what it means to be part of the Miami family. Our goal is to honor the Class of 2028 with 2,028 gifts in 20 hours and 28 minutes. Whether you're passionate about a specific project on one of our campuses, inspired by an initiative that pushes the university forward, or want to give back to a group or organization that made an impact during your own Miami Experience, your gift will help transform Miami for the better.

The future is in your hands

1 MAKE YOUR GIFT

Visit MoveInMiami.org on or before Thursday, Aug.22, and make a gift of any amount to what matters most to you. Any amount counts—it's all about participation!

2 SEE THE FUTURE UNFOLD

Need help deciding where to give? Let the Paper Fortune Teller reveal your options!

A Paper Fortune Teller is a classic paper-folding activity that's used to tell fun fortunes. It's made from a square piece of paper with eight flaps on the inside that each hide a message. The player chooses an option based on the numbers on the outside of the fortune teller, and the person running the game moves the device to reveal one of the messages. Follow the instructions on the next page to create your own Paper Fortune Teller.

3 SEAL THE DEAL

As a token of our gratitude, if you give \$55 or more, you'll receive the next installment of our exclusive #MoveInMiami puzzle series! Donate \$110 or more, and you'll receive the puzzle plus a special edition Toasted Roll scented candle!

How to create your Paper Fortune Teller

1. FOLD THE PAPER INTO A TRIANGLE:

- Fold the square paper diagonally to form a triangle.
- Crease the fold well and then unfold it.
- Repeat with the other diagonal, forming an "X" crease on the paper.

2. FOLD THE CORNERS TO THE CENTER:

- Fold each corner of the paper to the center of the "X" crease.
- You should now have a smaller square.

3. FOLD THE NEW CORNERS TO THE CENTER:

- Flip the paper over.
- Fold each of the new corners to the center of the square.

4. FOLD THE PAPER IN HALF:

- Fold the square in half horizontally and crease it well.
- Unfold and fold in half vertically, then crease it well.

5. FORM THE POCKETS:

- With the paper folded, slide your fingers under the four flaps.
- Push the flaps towards the center to form a shape with four peaks.

To use, count the numbers while opening and closing the fortune teller, then have them pick a flap to reveal their fortune.



**NEED HELP? WATCH THIS
SHORT TUTORIAL VIDEO.**

